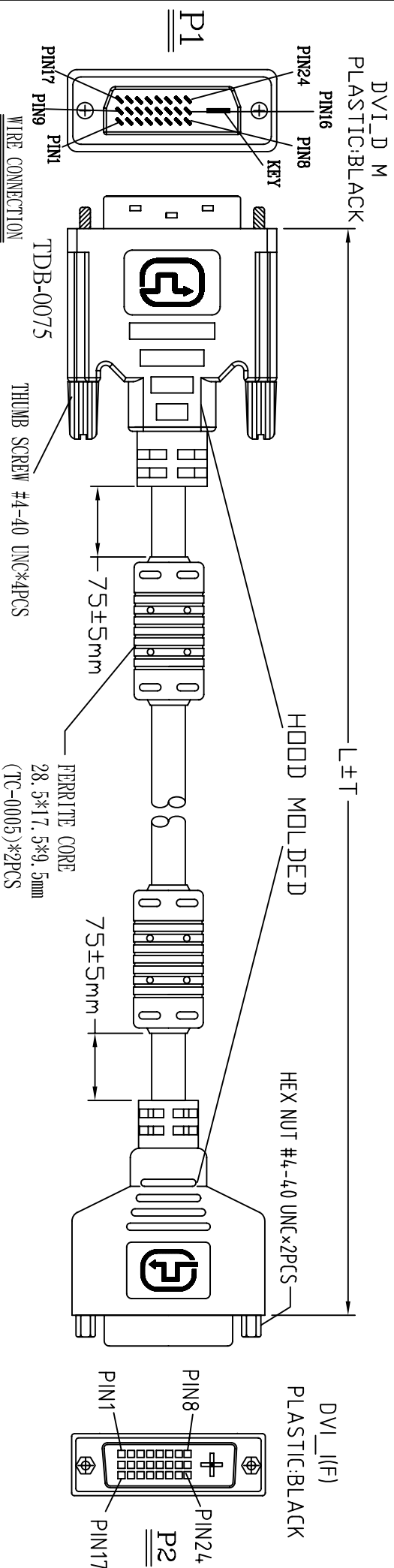


ROHS-COMPLIANT

LTR	REV.	DESCRIPTION	DATE



P1	WIRE COLOR	P2
1		1
2		2
3		3
3		3
4		4
5		5
6		6
7		7
9		9
10		10
11		11
11		11
12		12
13		13
14		14
15		15
16		16
17		17
18		18
19		19
19		19
20		20
21		21
22		22
23		23
24		24
SHELL	BRAID SHIELDS	SHELL

REMARK:

- CABLE:UL-20276 [28AWG(7/0.127)*1P+DRAIN WIRE+AL/MTLAR]*7C+28AWG(7/0.127)*1P+28AWG(7/0.127)*3C+AL/MTLAR +DRAIN WIRE(7/0.127)+BRAID(85%T.C PVC JACKET;OD: 8.6±0.15mm , COLOR:BLACK(NK-K01)). **(C20276324-1)**
- CONNECTOR:
P1:DVI_D 25P: 24P+KEY MALE, GOLD FLASH CONTACT, NICKEL PLATED SHELL.
P2:DVI 24P+KEY DIGITAL ANALOG FEMALE CONTACT:G/F, NICKEL PLATED SHELL.
- SHIELD: P1&P2 COPPER FOIL 360° SOLDERED TO CONNECTOR SHELL & CABLE SHIELDING
- HOOD:
P1&P2:MOLDED TYPE, PVC 45P, COLOR:BLACK(NK-K01)
- TEST REQUEST:
(1) 100% SHORT OPEN & MIS WIRE TEST.
(2) CONTACT RESISTANCE 3 OHMS MAX.
(3) INSULATION RESISTANCE 10M OHMS MIN.
(4) HI-POT VOLTAGE: 300V DC.
- PACKAGING: SEE P-0210, EACH PC / POLYBAG
EAN CODE LABEL + ROHS LABEL

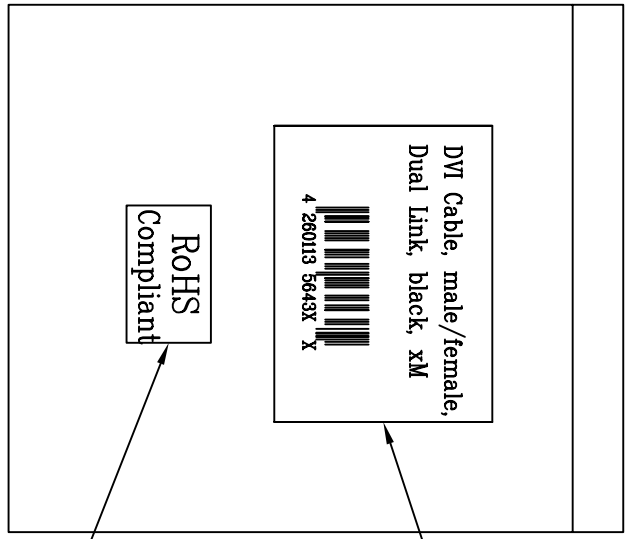
200-0748-3	CD00006	10000	100	4260113564356
200-0748-2	CD00005	5000	50	4260113564349
200-0748-1	CD00004	3000	30	4260113564332
DWG	P/N	L (mm)	T (mm)	EAN CODE

2DIRECT GMBH

Tolerance Inch M/M		Title	
X .015 .30		DVI_D - DVI_I DUAL LINK CABLE	
.XX .010 .10		Customer P/N	
.XXX .005 .05		App'd	
Draw FANNIE 04/02/07'		Scale NONE	Units m/m
Check Engr		Third Angle Projection	Customer E-DIR
		Dwg No. 200-0748	REV:A Sheet 1/2

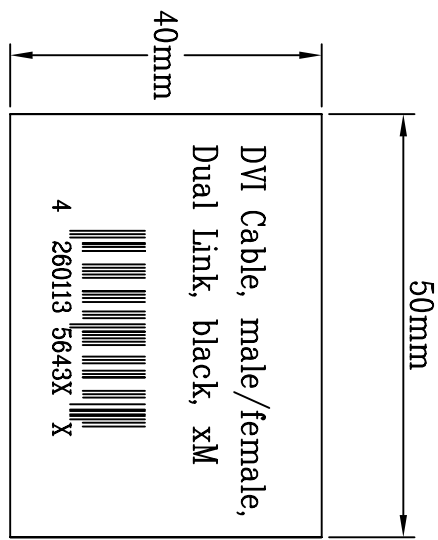
LTR	REV.	DESCRIPTION	DATE

POLYBAG



LABEL POSITION

WHITE BASE BLACK WORDS
(L*W= 35*22mm)



LABEL
(#=CABLE LENGTH)

Tolerance Inch M/M		.X .015 .30		.XX .010 .10		.XXX .005 .05	
Draw		FANNIE 04/02/07'					
Check		Customer P/N					
App'd		Customer E-DIR					
Scale NONE		Units m/m		Third Angle Projection		Sheet 2/2	
Dwg No. 200-0748		REV: A		Sheet 2/2			
Title		DVI_D - DVI_1 DUAL LINK CABLE					
Customer P/N		2DIRECT GMBH					